



FEATURES:

- Recessed mounted waterproof LED Downlight
- COB LED chip by CREE / PHILIPS

Body

- Made of die-cast aluminium with surface powder coated.
- White, Black, Silver, Gold finish

Diffuser

- Tempered clear or frosted glass

Reflector

- Anodized aluminium adjustable reflector

Others


- ◆ Aluminium structured heat sink
- ◆ High efficient COB LED chip
- ◆ Dimmable Dali / TRIAC 0 - 10V Available on request
- ◆ Heat resistant and solid conduct wiring
- ◆ Ideal for wet areas
- ◆ European standard of EN 60598

Available:

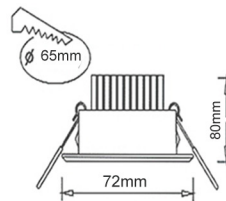
3000K	3500K	4000K	4500K	5000 - 5500K	6000 - 6500K
-------	-------	-------	-------	--------------	--------------



TM-0510



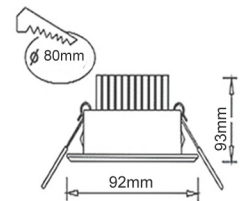
5W & 10W



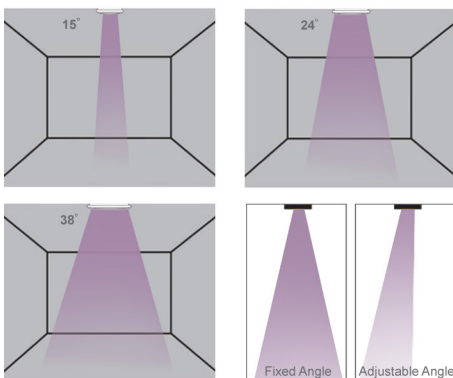
TM-1215




12W & 15W



Beam Angle



Model No.	TM-0510		TM-1215	
Power	5W LED	10W LED	12W LED	15W LED
LED Type	CREE	CREE	CREE	CREE
Dimension	Dia:72xH:80mm	Dia:72xH:80mm	Dia:92xH:93mm	Dia:92xH:93mm
Voltage	AC85V-265V	AC85V-265V	AC85V-265V	AC85V-265V
Power Factor	>0.90	>0.90	>0.90	>0.90
Color Temp.	2700K - 6500K	2700K - 6500K	2700K - 6500K	2700K - 6500K
CRI	≥80	≥80	≥80	≥80
Luminous Flux	100-110LM/W	100-110LM/W	100-110LM/W	100-110LM/W
Temp. in Working	-30°C +50°C	-30°C +50°C	-30°C +50°C	-30°C +50°C
Beam Angle	15°/ 24°/ 38°	15°/ 24°/ 38°	15°/ 24°/ 38°	15°/ 24°/ 38°
Driver	Philips	Philips	Philips	Philips
Dimmable	TRIAC/0-10V/PWM/Dali Dimmable (Order code = / Dali Dim / PWM Dim)			
Life Span	50000Hrs			




- Gland
- Heat sink
- LED base
- Adjustable housing
- Die-cast trim
- Mounting bracket
- Aluminium reflector



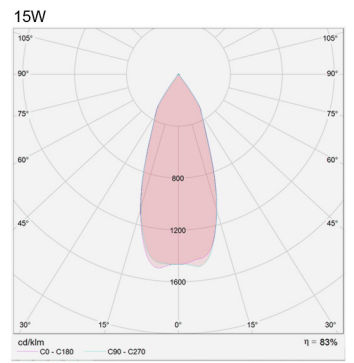
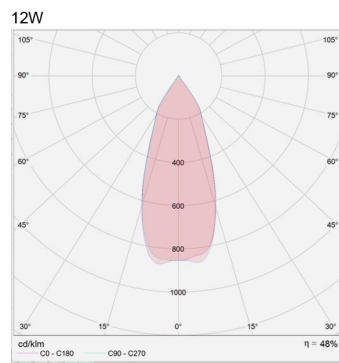
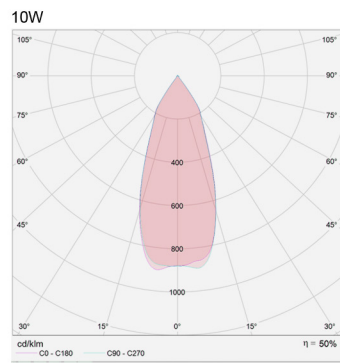
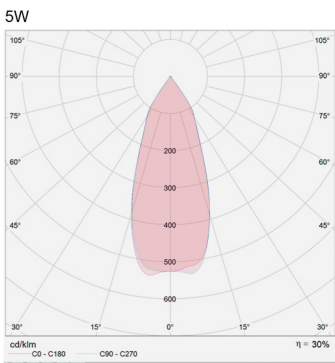
- Adjustable beam angle features, Asymmetrical and symmetrical lighting distribution



COB LED CHIP BY CREE / PHILIPS



Photometric Data



Drive enclosure aluminium case, IP66

