



### FEATURES:

- Recessed mounted LED square downlight movable in multi angle.

#### Body

- Housing made of sheet steel, Uv-stabilized, powder coated.
- Frame made of die-cast aluminium, Uv-stabilized, powder coated in White, Black, Silver finish.

#### Diffuser

- Tempered clear glass

#### Reflector


- Anodized aluminium adjustable angle

#### Others

- ◆ High efficient CREE LED chip
- ◆ Heat resistant and solid conduct wiring
- ◆ Ideal for Office, Showroom, Hotel etc.
- ◆ European standard of EN 60598



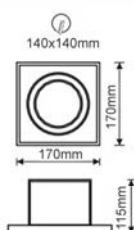
BG444-113



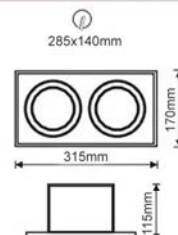
BG444-213



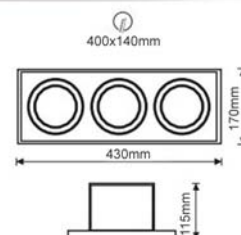
BG444-113



BG444-213



BG444-313



BG444-313



Model No.	BG444-113	BG444-213	BG444-313
Power	1x13W LED	2x13W LED	3x13W LED
Type of LED	CREE	CREE	CREE
Dimension	L170xW170xH115mm	L315xW170xH115mm	L430xW170xH115mm
Voltage	220-240V/60Hz	220-240V/60Hz	220-240V/60Hz
Power Factor	>0.95	>0.95	>0.95
Color Temp.	2700K - 6500K	2700K - 6500K	2700K - 6500K
CRI	≥80	≥80	≥80
Luminous Flux	100LM/W	100LM/W	100LM/W
Temp. in Working	-20°C +50°C	-20°C +50°C	-20°C +50°C
Beam Angle	24° / 38°	24° / 38°	24° / 38°
Efficiency	≥89%	≥89%	≥89%
Protection	IP44	IP44	IP44
Life Span		50000Hrs	