



FEATURES:

- Surface mounted LED Batten light
- High quality isolated drive

Body

- Made of aluminium alloy with powder coated

Diffuser


- Polycarbonate transparent diffuser

Reflector

- White reflector

Others

- ◆ Builtin electronic drive
- ◆ High efficient SMD LED chip
- ◆ Heat resistant and solid conduct wiring
- ◆ Ideal for Internal use
- ◆ European standard of EN 60598



Housing: Adopting V shape aluminium profile, it is make the light more uniform, solving the shadow of edge

Available: 3000K 3500K 4000K 4500K 5000 - 5500K 6000 - 6500K



BT-BSMD(**)



Model	BT-BSMD20	BT-BSMD30	BT-BSMD40	BT-BSMD45
Power	20W	30W	40W	45W
LED Type	SMD2835	SMD2835	SMD2835	SMD2835
Luminous Flux	100LM/W	100LM/W	100LM/W	100LM/W
Voltage	AC85-265V	AC85-265V	AC85-265V	AC85-265V
CRI	>80	>80	>80	>80
Color Temp.	3000K - 6000K	3000K - 6000K	3000K - 6000K	3000K - 6000K
Power Factor	≥0.9	≥0.9	≥0.9	≥0.9
Working Temp.	-20 ~ 50° C	-20 ~ 50° C	-20 ~ 50° C	-20 ~ 50° C
Beam Angle	150°	150°	150°	150°
Protection	IP44	IP44	IP44	IP44
Size	600x75x23mm	900x75x23mm	1200x75x23mm	1500x75x23mm
Life Span	50000Hrs			



Wall mounting Bracket



Connecting Terminal




Housing Bracket




Channel Bracket




PCB: Improving the quality of PCB (Oil injection, antioxidant treat).
High quality anodized aluminium housing with milky powder



IC Driver: Double sides PCB, 32*21*12mm



0.6m/0.9m/1.2m/1.5m



T8 integrated Tube

T5 integrated Tube

Design: Integrated design with wide luminous surface, can be used for replace integrate LED T8/T5

